

MRB Cost Benefit Calculator

Genesee County Industrial Development Agency

Date
 Project Title
 Project Location

Construction Phase - Project Assumptions

Project Costs

Project Costs
 Enter total project costs:
Local Construction Spending*
 % of locally sourced materials and labor:
 In-region construction spending:

Construction Economic Impacts

Industry	NAICS	% of Total Investment	Investment by Type
Industrial Building Construction	236210	100%	\$60,000,000
[Not Applicable]	0		\$0
[Not Applicable]	0		\$0
		100%	\$60,000,000

Most projects will only have one line related to construction type.

Operation Phase - Project Assumptions

Jobs and Earnings from Operations

NAICS Lookup

Year 1 - Enter NAICS	NAICS	Count	Per Job Annual Earnings	Total Earnings
Air and Gas Compressor Manufacturing	333912	100	\$86,035	\$8,603,500
0				\$0
0				\$0
0				\$0
0				\$0
0				\$0
Total		100		\$8,603,500

Year 2	NAICS	Count	Per Job Annual Earnings	Total Earnings
Air and Gas Compressor Manufacturing	333912	202	\$86,035	\$17,379,070
0				\$0
0				\$0
0				\$0
0				\$0
0				\$0
Total		202		\$17,379,070

Year 3+ (Full Employment)	NAICS	Count	Per Job Annual Earnings	Total Earnings
Air and Gas Compressor Manufacturing	333912	343	\$86,035	\$29,510,005
0				\$0
0				\$0
0				\$0
0				\$0
0				\$0
Total		343		\$29,510,005

Fiscal Impact Assumptions

Estimated Costs of Incentives

Sales Tax Exemption	%	Value	PILOT Term (Years)	<input type="text" value="20"/>
Local Sales Tax Rate	4.00%	\$2,172,000	Escalation Factor	<input type="text" value="0%"/>
State Sales Tax Rate	4.00%	\$2,172,000	Discount Factor	<input type="text" value="2%"/>
Mortgage Recording Tax Exemption		<input type="text" value="\$0"/>		
Local	0.50%	\$0		
State	0.50%	\$0		
Total Costs		<input type="text" value="\$22,799,800"/> <small>Includes PILOT exemption, calculated below.</small>		



Genesee County Industrial Development Agency

MRB Cost Benefit Calculator

Date: January 4, 2023
 Project Title: Atlas Copco USA Holdings Inc & Subsidiaries
 Project Location: STAMP - Alabama, NY



Economic Impacts

Summary of Economic Impacts over the Life of the PILOT

Project Total Investment

\$209,250,000

Temporary (Construction)

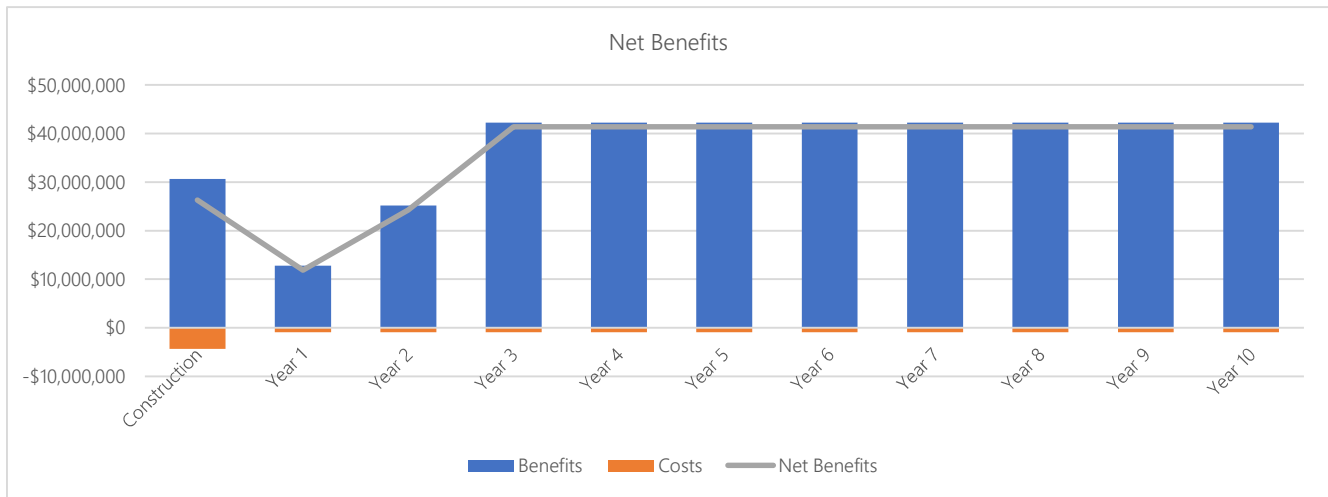
	Direct	Indirect	Total
Jobs	295	87	381
Earnings	\$24,812,206	\$4,163,468	\$28,975,674
Local Spend	\$60,000,000	\$14,941,026	\$74,941,026

Ongoing (Operations)

Aggregate over life of the PILOT

	Direct	Indirect	Total
Jobs	343	141	484
Earnings	\$557,162,660	\$184,772,045	\$741,934,705

Figure 1



Net Benefits chart will always display construction through year 10, irrespective of the length of the PILOT.

Figure 2

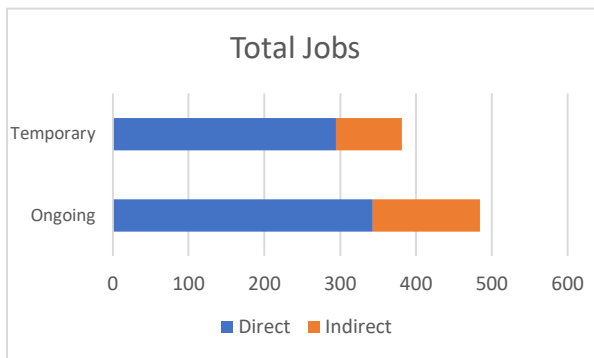
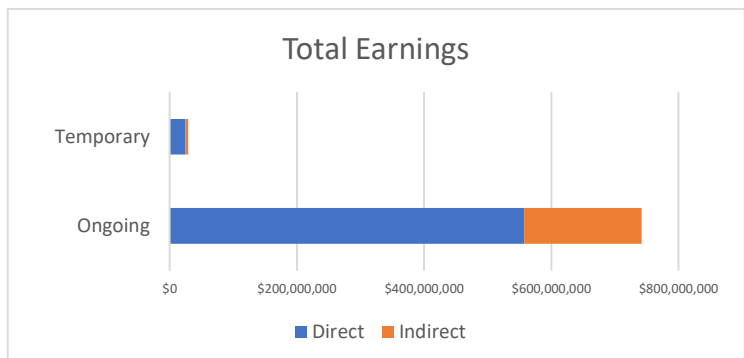


Figure 3



Ongoing earnings are all earnings over the life of the PILOT.

Fiscal Impacts



Cost-Benefit Analysis Tool powered by MRB Group

Estimated Costs of Exemptions

	Nominal Value	Discounted Value*
Property Tax Exemption	\$18,455,800	\$14,467,928
Sales Tax Exemption	\$4,344,000	\$4,344,000
Local Sales Tax Exemption	\$2,172,000	\$2,172,000
State Sales Tax Exemption	\$2,172,000	\$2,172,000
Mortgage Recording Tax Exemption	\$0	\$0
Local Mortgage Recording Tax Exemption	\$0	\$0
State Mortgage Recording Tax Exemption	\$0	\$0
Total Costs	\$22,799,800	\$18,811,928

State and Local Benefits

	Nominal Value	Discounted Value*
Local Benefits	\$789,751,292	\$644,100,763
To Private Individuals	\$770,910,379	\$628,707,932
Temporary Payroll	\$28,975,674	\$28,975,674
Ongoing Payroll	\$741,934,705	\$599,732,258
Other Payments to Private Individuals	\$0	\$0
To the Public	\$18,840,913	\$15,392,831
Increase in Property Tax Revenue	\$7,255,780	\$5,932,120
Temporary Jobs - Sales Tax Revenue	\$202,830	\$202,830
Ongoing Jobs - Sales Tax Revenue	\$5,193,543	\$4,198,126
Other Local Municipal Revenue	\$6,188,760	\$5,059,755
State Benefits	\$40,087,340	\$32,692,812
To the Public	\$40,087,340	\$32,692,812
Temporary Income Tax Revenue	\$1,303,905	\$1,303,905
Ongoing Income Tax Revenue	\$33,387,062	\$26,987,952
Temporary Jobs - Sales Tax Revenue	\$202,830	\$202,830
Ongoing Jobs - Sales Tax Revenue	\$5,193,543	\$4,198,126
Total Benefits to State & Region	\$829,838,632	\$676,793,575

Benefit to Cost Ratio

	Benefit*	Cost*	Ratio
Local	\$644,100,763	\$16,639,928	39:1
State	\$32,692,812	\$2,172,000	15:1
Grand Total	\$676,793,575	\$18,811,928	36:1

*Discounted at 2%

Additional Comments from IDA

Does the IDA believe that the project can be accomplished in a timely fashion? Yes